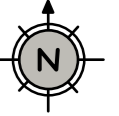















DEUTSCHE SEEHÄFEN – LOGISTIK FÜR EUROPA



HÄFEN	ANBINDUNG			LEISTUNGEN									
	Schiene	Straße	Binnenwasserstraße	Container	Nicht-cont. Stückgut	Trockenes Massengut	Flüssiges Massengut	Automobile	Ro/Ro (Ro/Pax) inkl. High & Heavy	Projektladung/ Break Bulk/OOG	Onshore/ Offshore	Internat. Passagierfährverkehr	Internat. Kreuzfahrten
													
1 Anklam	✓	✓	✓		✓	✓				✓			
2 Brake	✓	✓	✓	✓	✓	✓	✓		✓	✓	✓		
3 Bremen/Bremerhaven	✓	✓	✓	✓	✓	✓	✓	✓	✓	✓	✓		✓
4 Brunsbüttel	✓	✓	✓	✓	✓	✓	✓			✓	✓		
5 Cuxhaven	✓	✓	✓	✓	✓	✓	✓	✓	✓	✓	✓		✓
6 Emden	✓	✓	✓	✓	✓	✓	✓	✓	✓	✓	✓		
7 Hamburg	✓	✓	✓	✓	✓	✓	✓	✓	✓	✓	✓		✓
8 Kiel	✓	✓	✓	✓	✓	✓	✓	✓	✓	✓	✓	✓	✓
9 Lübeck	✓	✓	✓	✓	✓	✓	✓	✓	✓	✓	✓	✓	✓
10 Lubmin	✓	✓	✓	✓	✓	✓	✓			✓	✓		
11 Nordenham	✓	✓	✓	✓	✓	✓	✓	✓	✓	✓	✓		
12 Papenburg	✓	✓	✓		✓	✓				✓	✓		
13 Rendsburg		✓	✓	✓	✓	✓	✓		✓	✓	✓		✓
14 Rostock	✓	✓		✓	✓	✓	✓	✓	✓	✓	✓	✓	✓
15 Sassnitz	✓	✓			✓	✓			✓	✓	✓	✓	✓
16 Stralsund	✓	✓	✓		✓	✓				✓	✓		✓
17 Ueckermünde		✓			✓	✓				✓			
18 Vierow	✓	✓			✓	✓				✓			
19 Wilhelmshaven	✓	✓		✓	✓	✓	✓	✓	✓	✓	✓		✓
20 Wismar	✓	✓		✓	✓	✓	✓			✓	✓		✓
21 Wolgast		✓			✓	✓				✓			