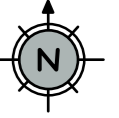















# DEUTSCHE SEEHÄFEN – LOGISTIK FÜR EUROPA



HÄFEN	ANBINDUNG			LEISTUNGEN									
	Schiene	Straße	Binnenwasserstraße	Container	Nicht-cont. Stückgut	Trockenes Massengut	Flüssiges Massengut	Automobile	Ro/Ro (Ro/Pax) inkl. High & Heavy	Projektladung/ Break Bulk/OOG	Onshore/ Offshore	Internat. Passagierfährverkehr	Internat. Kreuzfahrten
													
1 Brake	✓	✓	✓	✓	✓	✓	✓		✓	✓	✓		
2 Bremen/Bremerhaven	✓	✓	✓	✓	✓	✓	✓	✓	✓	✓	✓		✓
3 Brunsbüttel	✓	✓	✓	✓	✓	✓	✓			✓	✓		
4 Cuxhaven	✓	✓	✓	✓	✓	✓	✓	✓	✓	✓	✓		✓
5 Emden	✓	✓	✓	✓	✓	✓	✓	✓	✓	✓	✓		
6 Hamburg	✓	✓	✓	✓	✓	✓	✓	✓	✓	✓	✓		✓
7 Kiel	✓	✓	✓	✓	✓	✓	✓	✓	✓	✓	✓	✓	✓
8 Lübeck	✓	✓	✓	✓	✓	✓	✓	✓	✓	✓	✓	✓	✓
9 Lubmin	✓	✓	✓	✓	✓	✓	✓			✓	✓		
10 Nordenham	✓	✓	✓	✓	✓	✓	✓	✓	✓	✓	✓		
11 Papenburg	✓	✓	✓		✓	✓				✓	✓		
12 Rendsburg		✓	✓	✓	✓	✓	✓		✓	✓	✓		✓
13 Rostock	✓	✓		✓	✓	✓	✓	✓	✓	✓	✓	✓	✓
14 Sassnitz	✓	✓			✓	✓			✓	✓	✓	✓	✓
15 Stralsund	✓	✓	✓		✓	✓				✓	✓		✓
16 Ueckermünde		✓			✓	✓				✓			
17 Vierow	✓	✓			✓	✓				✓			
18 Wilhelmshaven	✓	✓		✓	✓	✓	✓	✓	✓	✓	✓		✓
19 Wismar	✓	✓		✓	✓	✓	✓			✓	✓		✓
20 Wolgast		✓			✓	✓				✓			