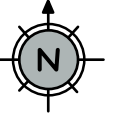















DEUTSCHE SEEHÄFEN – LOGISTIK FÜR EUROPA



HÄFEN	ANBINDUNG			LEISTUNGEN									
	Schiene	Straße	Binnenwasserstraße	Container	Nicht-cont. Stückgut	Trockenes Massengut	Flüssiges Massengut	Automobile	Ro/Ro (Ro/Pax) inkl. High & Heavy	Projektladung/Break Bulk/OOG	Onshore/Offshore	Internat. Passagierfährverkehr	Internat. Kreuzfahrten
													
1 Brake	✓	✓	✓	✓	✓	✓	✓		✓	✓	✓		
2 Bremen/Bremerhaven	✓	✓	✓	✓	✓	✓	✓	✓	✓	✓	✓		✓
3 Brunsbüttel	✓	✓	✓	✓	✓	✓	✓			✓	✓		
4 Cuxhaven	✓	✓	✓	✓	✓	✓	✓	✓	✓	✓	✓		✓
5 Emden	✓	✓	✓	✓	✓	✓	✓	✓	✓	✓	✓		
6 Hamburg	✓	✓	✓	✓	✓	✓	✓	✓	✓	✓	✓		✓
7 Kiel	✓	✓	✓	✓	✓	✓	✓	✓	✓	✓	✓	✓	✓
8 Lübeck	✓	✓	✓	✓	✓	✓	✓	✓	✓	✓	✓	✓	✓
9 Nordenham	✓	✓	✓	✓	✓	✓	✓	✓	✓	✓	✓		
10 Papenburg	✓	✓	✓		✓	✓				✓	✓		
11 Rendsburg		✓	✓	✓	✓	✓	✓		✓	✓	✓		✓
12 Rostock	✓	✓		✓	✓	✓	✓	✓	✓	✓	✓	✓	✓
13 Stralsund	✓	✓	✓		✓	✓				✓	✓		✓
14 Wilhelmshaven	✓	✓		✓	✓	✓	✓	✓	✓	✓	✓		✓
15 Wismar	✓	✓		✓	✓	✓	✓			✓	✓		✓

